



Dianna Spieker  
Tom Green County Treasurer

FY 2021 Monthly Report  
January 2021

THE STATE OF TEXAS ()  
COUNTY OF TOM GREEN ()  
AFFIDAVIT ()

Pursuant to LGC 114.026 I, Dianna M Spieker, Tom Green County Treasurer do hereby submit The Treasurers' Monthly Report. This report includes, but not limited to, money received and disbursed; debts due to (if known) and owed by the county; and all other proceedings in the treasurer's office that pertain to the Financial Standing of Tom Green County. The Treasurer's Books and the Auditor's General Ledger agree. The Bank Statements have been reconciled; any adjustments have been noted including any amount that has been identified as irreconcilable. Irreconcilable differences will be noted and carried in transit until such time as they have been identified and reconciled on the individual bank statements.


Pursuant to Pursuant to GC 2256.023 Internal Management Reports will be reported on a Quarterly Basis in FY21. In prior fiscal years I included said information in this monthly report.

*As a matter of internal accounting procedure, any interest earned that is posted by financial institutions to our accounts on the last business day of the month is not included in the combined statement of receipts and disbursements until the following month. Credit Card and E-filing funds are deposited to Clearing Accounts and reconciled monthly. Any funds not previously booked will be credited the following month. These amounts are disclosed in this report .*

*The total amount of deposits in custody as of the date of this report is the amount of deposits per the combined statement of receipts and disbursements are listed on page 2.*

Therefore, Dianna Spieker, County Treasurer of Tom Green County, Texas, who being fully sworn, upon oath says that the within and foregoing report is true and correct to the best of her knowledge.


Filed with accompanying vouchers this, the 2<sup>nd</sup> day of March, 2021.

  
Dianna Spieker, Treasurer, Tom Green County / Date

Commissioners' Court having reviewed the Treasurer's Report, on this date, as presented, having taken reasonable steps to ensure its accuracy and based upon presentations of the Treasurer's Office approve the report, subject to the county auditor's review and request that it be filed with the official minutes of this meeting. {LGC 114.026(c)}


In addition, the below signatures affirm that the Treasurers' Report complies with statutes as referenced. {LGC 114.026(d)}


The affidavit must state the amount of the cash and other assets that are in the custody of the county treasurer at the time of the examination. {LGC 114.026(d)} **\$ 54,138,894.14** Month Ending Balance

  
County Judge Stephen C. Floyd

  
Commissioner Ralph Hoelscher- Pct. #1

  
Commissioner Sammy Farmer- Pct. #2

  
Commissioner Rick Bacon - Pct. #3

  
Commissioner Bill Ford - Pct. #4

# *Treasurer's Monthly Report*

*Prepared by Dianna Spieker, Tom Green County Treasurer*

## **Section 1 – Fund Balances**

Summary of Funds	Page <u>1</u>
Trial Balance for Cash Per Fund	Page <u>5</u>
Trial Balance for Investments Per Fund	Page <u>20</u>

## **Section 2 - Cash Flow**

Interest	Page <u>21</u>
Bank Service Charge	Page <u>23</u>
Credit Card and Efile Accounts	Page <u>24</u>

## **Section 3 - Debt**

Bond Indebtedness	Page <u>25</u>
-------------------	----------------

## **Section 4 - Collateral**

Wells Fargo Bank Collateral	Page <u>28</u>
-----------------------------	----------------

Funds the Bank has pledged on behalf of Tom Green County, per the Bank Depository Bid.

# Summary of Funds

## Detailed by Type Monies Held by Treasurer Spieker

January 2021 Ending Balance

<u>Bank</u>						<u>Texpool</u>	
<u>Account</u>	<u>#</u>	<u>FUND</u>	<u>TOTAL</u>	<u>Wells Fargo</u>	<u>Texas Class</u>	<u>CD's</u>	<u>TexpoolPrime</u>
OPER	001	GENERAL	36,425,602.72	3,995,396.86	14,981,216.07	5,446,859.30	12,002,130.49
OPER	005	R&B #1&3	365,366.84	365,366.84			
OPER	006	R&B #2&4	312,408.75	312,408.75			
CAFÉ	009	CAFÉ' TRUST	38,710.87	38,710.87			
OPER	010	CO. LAW LIBR.	109,499.35	109,499.35			
ZP	011	ZP-CAFÉ	2,500.00	2,500.00			
OPER	012	JCTF	56,260.90	56,260.90			
OPER	013	DC TECH	53,574.95	53,574.95			
OPER	015	LIBR DONATE	335,804.89	335,804.89			
OPER	016	RECORDS MGT-DC	5,168.53	5,168.53			
OPER	018	CRTHSE SEC	25,466.99	25,466.99			
OPER	019	CC/RM	76,556.43	76,556.43			
OPER	021	CIP DONATE	14,274.16	14,274.16			
OPER	022	BATES	81,809.37	81,809.37			
OPER	023	DIST/COUNTY TECH	13,121.38	13,121.38			
OPER	024	SPEC COURT	4,771.13	4,771.13			
OPER	026	SPEC REV TRIALS	750,000.00	750,000.00			
GRANT	027	TCDP	5.00	5.00			
OPER	028	TRU/Pre Diversion	50,155.12	50,155.12			
OPER	030	CC PRESERV	243,879.70	243,879.70			
OPER	031	CC	10,748.60	10,748.60			
OPER	032	CC ARCHIVE	132,246.17	132,246.17			
OPER	035	Child Abuse	2,126.39	2,126.39			
OPER	036	Third Crt of Appeals	1,967.15	1,967.15			
OPER	037	Justice Security	99,531.14	99,531.14			
OPER	038	WASTEWATER	500.00	500.00			
OPER	041	CA-Pretrial	13,952.97	13,952.97			
OPER	043	DA-Pretrial	67,048.60	67,048.60			
OPER	045	CO ATTY	7,757.23	7,757.23			
OPER	047	JURY DONATE	1,150.00	1,150.00			
OPER	048	ELECT CNTRCT	105,746.88	105,746.88			



## Detailed by Type Monies Held by Treasurer Spieker

January 2021 Ending Balance

<u>Bank</u>	<u>Account</u>	<u>#</u>	<u>FUND</u>	<u>TOTAL</u>	<u>Wells Fargo</u>	<u>Texas Class</u>	<u>CD's</u>	<u>Texpool</u> <u>TexpoolPrime</u>
OPER	050	51ST D.A. ST		2,923.48	2,923.48			
OPER	051	LATERAL RDS		36,290.28	36,290.28			
FORT	052	51ST D.A.		761,473.77	761,473.77			
LPPF	054	LPPF		3,996,946.80	3,996,946.80			
OPER	055	119TH DA ST		6,172.28	6,172.28			
OPER	056	STATE FEES-CIVIL		48,245.34	48,245.34			
FORT	058	119TH DA SPEC		38,463.98	38,463.98			
CSCD	061	BIPP		22,040.32	22,040.32			
CSCD	062	AIC/CHAP PROGRAM		(37,307.40)	(37,307.40)			
CSCD	063	TAIP/CSC GRNT		61,625.33	61,625.33			
CSCD	064	D.T.P.		29,099.81	29,099.81			
CSCD	065	CSCD		1,243,920.26	1,243,920.26			
CSCD	066	CRTC		909,578.16	909,578.16			
CSCD	069	SUB. ABUSE		29,278.54	29,278.54			
OPER	071	ST & MPL FEES		35,576.80	35,576.80			
OPER	072	CCC		113,166.47	113,166.47			
OPER	073	GRAFFITI		636.07	636.07			
OPER	077	Unclaimed Property		20,129.71	20,129.71			
OPER	078	Bail Bond Board		547,073.03	0.00	187,073.03	360,000.00	
BOND	080	2018 IS		0.00	0.00			
BOND	081	2017 IS		0.00	0.00			
OPER	082	JUDICIAL-Dist/JP		38,801.43	38,801.43			
OPER	088	09 TAN Construction		0.00	0.00			
BOND	089	2015 IS		682,711.34	682,711.34			
PAYL	095	PAYROLL		6,270.53	6,270.53			
OPER	097	LEOSE/Sheriff		30,272.63	30,272.63			
OPER	098	CRSFF		3,268.10	3,268.10			
OPER	100	CA LEOSE		563.73	563.73			
OPER	101	17 Construction		0.00	0.00			
OPER	102	Const 1 LEOSE		4,515.26	4,515.26			
OPER	103	Const 2 LEOSE		7,685.78	7,685.78			

2



**Detailed by Type Monies Held by Treasurer Spieker**

**January 2021 Ending Balance**

<u>Bank</u>							<u>Texpool</u>
<u>Account</u>	<u>#</u>	<u>FUND</u>	<u>TOTAL</u>	<u>Wells Fargo</u>	<u>Texas Class</u>	<u>CD's</u>	<u>TexpoolPrime</u>
OPER	104	Const 3 LEOSE	3,788.25	3,788.25			
OPER	105	Const 4 LEOSE	2,038.86	2,038.86			
CSCD	109	TCOMI	7,120.75	7,120.75			
JUV	110	JDPF	40,319.87	40,319.87			
OPER	111	CJ EXCESS	17,533.94	17,533.94			
OPER	112	JUV Restitution	0.85	0.85			
OPER	114	Child Safety	39,093.62	39,093.62			
CSCD	116	CRTC-Female	1,209,310.03	1,209,310.03			
OPER	117	JUV Unclaimed Rest	5,073.20	5,073.20			
OPER	120	2018 Construction	2,325,517.95	31,759.94	2,293,758.01		
PAYL	125	PAYL-Benefit	(5.14)	(5.14)			
CSCD	150	CCP	19,021.19	19,021.19			
CSCD	155	CCP	16,769.65	16,769.65			
CSCD	156	CCP	23,119.17	23,119.17			
CSCD	157	Pretrail Diversion	30,046.55	30,046.55			
FORT	401	Sheriff	198,604.58	198,604.58			
JUV	503	Com Cor/Reg	100,750.59	100,750.59			
JUV	504	IV-E Prog Reg	154,342.70	154,342.70			
JUV	508	PSJPO/REG/123	14,615.03	14,615.03			
JUV	509	PY INT/Reg	11,816.17	11,816.17			
JUV	517	IV-E Prog Int Coke	9,696.86	9,696.86			
JUV	540	Grant "R" TGC	0.00	0.00			
JUV	541	Diversion TGC	(63,134.81)	(63,134.81)			
JUV	560	Basic Probation	15,824.56	15,824.56			
JUV	561	Community Programs	8,368.62	8,368.62			
JUV	562	Prepost SDJ	(927.97)	(927.97)			
JUV	563	Prepost SDJ	2,857.00	2,857.00			
JUV	564	Services Regional	1,073.17	1,073.17			
JUV	570	Grant A Basic	17,511.91	17,511.91			
JUV	571	Grant A CP	27,259.10	27,259.10			
JUV	572	Grant A PPA	182,048.96	182,048.96			

**Detailed by Type Monies Held by Treasurer Spieker**

**January 2021 Ending Balance**

<u>Bank Account</u>	<u>#</u>	<u>FUND</u>	<u>TOTAL</u>	<u>Wells Fargo</u>	<u>Texas Class</u>	<u>CD's</u>	<u>Texpool TexpoolPrime</u>
JUV	573	Grant A CD	4,734.51	4,734.51			
JUV	574	Grant A MH	11,309.80	11,309.80			
JUV	582	TYC	37,362.58	37,362.58			
JUV	583	IV-E Program	1,231,858.59	1,231,858.59			
JUV	595	GRANT M	3,101.37	3,101.37			
JUV	596	GRANT S	0.00	0.00			
JUV	597	IV-E Prog Int TGC	58,690.78	58,690.78			
JUV	599	PY INTEREST	6,814.85	6,814.85			
OPER	600	Mandated	(3,991.81)	(3,991.81)			
OPER	613	DA Grants	(22,122.52)	(22,122.52)			
OPER	625	CA Grants	(8,246.84)	(8,246.84)			
OPER	665	Adult PROB Grants	(3,660.10)	(3,660.10)			
OPER	654	Sheriff Grants	(38,434.92)	(38,434.92)			
OPER	699	Misc Block Grants	394,888.60	394,888.60			
		<b>TOTAL</b>	<b>\$54,138,894.14</b>	<b>\$ 18,867,857.24</b>	<b>\$17,462,047.11</b>	<b>\$5,806,859.30</b>	<b>\$12,002,130.49</b>

0.00      Verify Balance Versus GL  
Net Zero      **\$ 54,138,894.14**

**OPER**      Operating Bank Account      **11010**      \$ 18,867,857.24  
**BOND**      Debt Bank Account      **115\*\***      \$ 35,271,036.90  
**CAFÉ'**      Cafeteria 125 IRS Trust  
**LPPF**      Local Provider Participation Fund  
  
**ZP CAFÉ'**      Zesch Pickett Cafeteria  
**FORT**      Fortfeiture  
**JUV**      Juvenile State Funds  
**CSCD**      Adult State Funds  
**PAYL**      Payroll  
**GRANT**      Grant Funds  
**WIRE**      Wire Clearing Account

4

# Trial Balance

Cash	11010
Securities	11512
Certificates of Deposits	11513
Texas Class	11515
Texpool	11517
Texpool Prime	11518



02/03/2021 08:45  
adam8298

TOM GREEN COUNTY  
ACCOUNT SUMMARY TRIAL BALANCE FOR FY21/JAN TO JAN  
FUND

P 1  
| glatrbal

ACCOUNT ACCOUNT NAME	BEG. BALANCE	ORG	DEBITS	CREDITS	NET CHANGE	END BALANCE
0001-00-000-000-0000-11010 - CASH	48,360.19	0001	22,652,447.67	18,705,411.00	3,947,036.67	3,995,396.86
TOTALS FOR FUND 0001 GENERAL FUND	48,360.19		22,652,447.67	18,705,411.00	3,947,036.67	3,995,396.86
0005 ROAD & BRIDGE PRECINCT 1 & 3 0005-00-000-000-0000-11010 - CASH	187,300.46	0005	205,990.03	27,923.65	178,066.38	365,366.84
TOTALS FOR FUND 0005 ROAD & BRIDGE PRECINCT 1 & 3	187,300.46		205,990.03	27,923.65	178,066.38	365,366.84
0006 ROAD & BRIDGE PRECINCT 2 & 4 0006-00-000-000-0000-11010 - CASH	180,181.89	0006	175,413.47	43,186.61	132,226.86	312,408.75
TOTALS FOR FUND 0006 ROAD & BRIDGE PRECINCT 2 & 4	180,181.89		175,413.47	43,186.61	132,226.86	312,408.75
0009 CAFETERIA PLAN TRUST 0009-00-000-000-0000-11010 - CASH	36,396.41	0009	4,944.93	2,630.47	2,314.46	38,710.87
TOTALS FOR FUND 0009 CAFETERIA PLAN TRUST	36,396.41		4,944.93	2,630.47	2,314.46	38,710.87
0010 COUNTY LAW LIBRARY 0010-00-000-000-0000-11010 - CASH	106,724.14	0010	7,659.97	4,884.76	2,775.21	109,499.35
TOTALS FOR FUND 0010 COUNTY LAW LIBRARY	106,724.14		7,659.97	4,884.76	2,775.21	109,499.35
0011 CAFETERIA/ZP 0011-00-000-000-0000-11010 - CASH	2,500.00	0011	2,630.47	2,630.47	.00	2,500.00
TOTALS FOR FUND 0011 CAFETERIA/ZP	2,500.00		2,630.47	2,630.47	.00	2,500.00
0012 JUSTICE COURT TECHNOLOGY 0012-00-000-000-0000-11010 - CASH	53,887.98	0012	4,066.05	1,693.13	2,372.92	56,260.90
TOTALS FOR FUND 0012 JUSTICE COURT TECHNOLOGY	53,887.98		4,066.05	1,693.13	2,372.92	56,260.90
0013 DISTRICT CLERK TECHNOLOGY FUND 0013-00-000-000-0000-11010 - CASH	51,967.57	0013	1,607.38	.00	1,607.38	53,574.95

02/03/2021 08:45  
adam8298

TOM GREEN COUNTY  
ACCOUNT SUMMARY TRIAL BALANCE FOR FY21/JAN TO JAN  
FUND

P 2  
glatrbal

ACCOUNT ACCOUNT NAME	BEG. BALANCE	ORG	DEBITS	CREDITS	NET CHANGE	END BALANCE
TOTALS FOR FUND 0013 DISTRICT CLERK TECHNOLOGY FUND	51,967.57		1,607.38	.00	1,607.38	53,574.95
0015 LIBRARY DONATIONS 0015-00-000-000-0000-11010 - CASH	332,645.12	0015	4,282.02	1,122.25	3,159.77	335,804.89
TOTALS FOR FUND 0015 LIBRARY DONATIONS	332,645.12		4,282.02	1,122.25	3,159.77	335,804.89
0016 COUNTY RECORDS MGMT FUND 0016-00-000-000-0000-11010 - CASH	6,229.33	0016	814.20	1,875.00	-1,060.80	5,168.53
TOTALS FOR FUND 0016 COUNTY RECORDS MGMT FUND	6,229.33		814.20	1,875.00	-1,060.80	5,168.53
0018 COURTHOUSE SECURITY 0018-00-000-000-0000-11010 - CASH	22,002.01	0018	4,503.97	1,038.99	3,464.98	25,466.99
TOTALS FOR FUND 0018 COURTHOUSE SECURITY	22,002.01		4,503.97	1,038.99	3,464.98	25,466.99
0019 COUNTY RECORDS MANAGEMENT 0019-00-000-000-0000-11010 - CASH	75,853.46	0019	6,191.01	5,488.04	702.97	76,556.43
TOTALS FOR FUND 0019 COUNTY RECORDS MANAGEMENT	75,853.46		6,191.01	5,488.04	702.97	76,556.43
0021 CRISIS INTERVENTION DONATIONS 0021-00-000-000-0000-11010 - CASH	14,161.34	0021	206.38	93.56	112.82	14,274.16
TOTALS FOR FUND 0021 CRISIS INTERVENTION DONATIONS	14,161.34		206.38	93.56	112.82	14,274.16
0022 LIBRARY BATES FUND 0022-00-000-000-0000-11010 - CASH	81,772.57	0022	36.80	.00	36.80	81,809.37
TOTALS FOR FUND 0022 LIBRARY BATES FUND	81,772.57		36.80	.00	36.80	81,809.37
0023 DISTRICT/COUNTY CRT TECH FUND 0023-00-000-000-0000-11010 - CASH	12,650.37	0023	471.01	.00	471.01	13,121.38

02/03/2021 08:45  
adam8298

TOM GREEN COUNTY  
ACCOUNT SUMMARY TRIAL BALANCE FOR FY21/JAN TO JAN  
FUND

P 3  
glatrbal

ACCOUNT ACCOUNT NAME	BEG. BALANCE	ORG	DEBITS	CREDITS	NET CHANGE	END BALANCE
TOTALS FOR FUND 0023 DISTRICT/COUNTY CRT TECH FUND	12,650.37		471.01	.00	471.01	13,121.38
0024 SPECIALTY COURT 0024-00-000-000-0000-11010 - CASH	3,072.63	0024	1,699.86	1.36	1,698.50	4,771.13
TOTALS FOR FUND 0024 SPECIALTY COURT	3,072.63		1,699.86	1.36	1,698.50	4,771.13
0026 SPECIAL VENUE TRIALS RESERVE 0026-00-000-000-0000-11010 - CASH	750,000.00	0026	337.58	337.58	.00	750,000.00
TOTALS FOR FUND 0026 SPECIAL VENUE TRIALS RESERVE	750,000.00		337.58	337.58	.00	750,000.00
0027 TX COMMUNITY DEV BLOCK GRANT 0027-00-000-000-0000-11010 - CASH	5.00	0027	.00	.00	.00	5.00
TOTALS FOR FUND 0027 TX COMMUNITY DEV BLOCK GRANT	5.00		.00	.00	.00	5.00
0028 TRUANCY PREVENTION & DIVERSION 0028-00-000-000-0000-11010 - CASH	45,683.23	0028	4,488.61	16.72	4,471.89	50,155.12
TOTALS FOR FUND 0028 TRUANCY PREVENTION & DIVERSION	45,683.23		4,488.61	16.72	4,471.89	50,155.12
0030 CNTY CLERK PRESERV & ARCHIVE 0030-00-000-000-0000-11010 - CASH	265,448.45	0030	20,210.50	41,779.25	-21,568.75	243,879.70
TOTALS FOR FUND 0030 CNTY CLERK PRESERV & ARCHIVE	265,448.45		20,210.50	41,779.25	-21,568.75	243,879.70
0031 GUARDIANSHIP FUND 0031-00-000-000-0000-11010 - CASH	9,595.87	0031	1,152.73	.00	1,152.73	10,748.60
TOTALS FOR FUND 0031 GUARDIANSHIP FUND	9,595.87		1,152.73	.00	1,152.73	10,748.60
0032 CNTY CLERK ARCHIVE 0032-00-000-000-0000-11010 - CASH	125,046.57	0032	18,093.99	10,894.39	7,199.60	132,246.17



02/03/2021 08:45  
adam8298

**TOM GREEN COUNTY**  
**ACCOUNT SUMMARY TRIAL BALANCE FOR FY21/JAN TO JAN**  
**FUND**

**P 4**  
**glatrbal**

ACCOUNT ACCOUNT NAME	BEG. BALANCE	ORG	DEBITS	CREDITS	NET CHANGE	END BALANCE
TOTALS FOR FUND 0032 CNTY CLERK ARCHIVE	125,046.57		18,093.99	10,894.39	7,199.60	132,246.17
0035 CHILD ABUSE PREVENTION 0035-00-000-000-0000-11010 - CASH	2,109.04	0035	17.35	.00	17.35	2,126.39
TOTALS FOR FUND 0035 CHILD ABUSE PREVENTION	2,109.04		17.35	.00	17.35	2,126.39
0036 THIRD COURT OF APPEALS 0036-00-000-000-0000-11010 - CASH	880.00	0036	1,087.75	.60	1,087.15	1,967.15
TOTALS FOR FUND 0036 THIRD COURT OF APPEALS	880.00		1,087.75	.60	1,087.15	1,967.15
0037 JUSTICE COURT SECURITY 0037-00-000-000-0000-11010 - CASH	95,941.12	0037	4,423.50	833.48	3,590.02	99,531.14
TOTALS FOR FUND 0037 JUSTICE COURT SECURITY	95,941.12		4,423.50	833.48	3,590.02	99,531.14
0038 WASTEWATER TREATMENT 0038-00-000-000-0000-11010 - CASH	970.00	0038	250.34	720.34	-470.00	500.00
TOTALS FOR FUND 0038 WASTEWATER TREATMENT	970.00		250.34	720.34	-470.00	500.00
0041 CA PRETRIAL DIVERSION FUND 0041-00-000-000-0000-11010 - CASH	13,487.17	0041	2,002.97	1,537.17	465.80	13,952.97
TOTALS FOR FUND 0041 CA PRETRIAL DIVERSION FUND	13,487.17		2,002.97	1,537.17	465.80	13,952.97
0043 DA PRETRIAL DIVERSION FUND 0043-00-000-000-0000-11010 - CASH	67,825.96	0043	1,531.46	2,308.82	-777.36	67,048.60
TOTALS FOR FUND 0043 DA PRETRIAL DIVERSION FUND	67,825.96		1,531.46	2,308.82	-777.36	67,048.60
0045 COUNTY ATTY FEE 0045-00-000-000-0000-11010 - CASH	8,197.22	0045	134.01	574.00	-439.99	7,757.23

02/03/2021 08:45  
adam8298

TOM GREEN COUNTY  
ACCOUNT SUMMARY TRIAL BALANCE FOR FY21/JAN TO JAN  
FUND

P 5  
glatrbal

ACCOUNT ACCOUNT NAME	BEG. BALANCE	ORG	DEBITS	CREDITS	NET CHANGE	END BALANCE
TOTALS FOR FUND 0045 COUNTY ATTY FEE	8,197.22		134.01	574.00	-439.99	7,757.23
0047 JUROR DONATIONS 0047-00-000-000-0000-11010 - CASH	1,150.00	0047	.51	.51	.00	1,150.00
TOTALS FOR FUND 0047 JUROR DONATIONS	1,150.00		.51	.51	.00	1,150.00
0048 ELECTION CONTRACT SERVICES 0048-00-000-000-0000-11010 - CASH	101,763.72	0048	6,241.61	2,258.45	3,983.16	105,746.88
TOTALS FOR FUND 0048 ELECTION CONTRACT SERVICES	101,763.72		6,241.61	2,258.45	3,983.16	105,746.88
0050 51ST DISTRICT ATTY FEE 0050-00-000-000-0000-11010 - CASH	2,922.17	0050	1.31	.00	1.31	2,923.48
TOTALS FOR FUND 0050 51ST DISTRICT ATTY FEE	2,922.17		1.31	.00	1.31	2,923.48
0051 LATERAL ROAD 0051-00-000-000-0000-11010 - CASH	36,276.07	0051	14.21	.00	14.21	36,290.28
TOTALS FOR FUND 0051 LATERAL ROAD	36,276.07		14.21	.00	14.21	36,290.28
0052 51ST DISTRICT ATTY FORFEITURE 0052-00-000-000-0000-11010 - CASH	762,994.07	0052	309.54	1,829.84	-1,520.30	761,473.77
TOTALS FOR FUND 0052 51ST DISTRICT ATTY FORFEITURE	762,994.07		309.54	1,829.84	-1,520.30	761,473.77
0054 LOCAL PROVIDER PARTICIPATION 0054-00-000-000-0000-11010 - CASH	3,995,805.86	0054	1,140.94	.00	1,140.94	3,996,946.80
TOTALS FOR FUND 0054 LOCAL PROVIDER PARTICIPATION	3,995,805.86		1,140.94	.00	1,140.94	3,996,946.80
0055 119TH DISTRICT ATTY FEE 0055-00-000-000-0000-11010 - CASH	6,113.71	0055	58.57	.00	58.57	6,172.28

02/03/2021 08:45  
adam8298

**TOM GREEN COUNTY**  
**ACCOUNT SUMMARY TRIAL BALANCE FOR FY21/JAN TO JAN**  
**FUND**

**P 6**  
**glatrbal**

ACCOUNT ACCOUNT NAME	BEG. BALANCE	ORG	DEBITS	CREDITS	NET CHANGE	END BALANCE
TOTALS FOR FUND 0055 119TH DISTRICT ATTY FEE	6,113.71		58.57	.00	58.57	6,172.28
0056 CIVIL STATE FEES 0056-00-000-000-0000-11010 - CASH	109,485.99	0056	47,801.63	109,042.28	-61,240.65	48,245.34
TOTALS FOR FUND 0056 CIVIL STATE FEES	109,485.99		47,801.63	109,042.28	-61,240.65	48,245.34
0058 119TH DISTRICT ATTY FORFEITURE 0058-00-000-000-0000-11010 - CASH	39,427.69	0058	16.56	980.27	-963.71	38,463.98
TOTALS FOR FUND 0058 119TH DISTRICT ATTY FORFEITURE	39,427.69		16.56	980.27	-963.71	38,463.98
0061 BATTERING INTER & PREV PRGM 0061-00-000-000-0000-11010 - CASH	25,101.26	0061	5.28	3,066.22	-3,060.94	22,040.32
TOTALS FOR FUND 0061 BATTERING INTER & PREV PRGM	25,101.26		5.28	3,066.22	-3,060.94	22,040.32
0062 AIC/ACC ADDITIONAL FUNDING 0062-00-000-000-0000-11010 - CASH	-146,598.95	0062	151,246.91	41,955.36	109,291.55	-37,307.40
TOTALS FOR FUND 0062 AIC/ACC ADDITIONAL FUNDING	-146,598.95		151,246.91	41,955.36	109,291.55	-37,307.40
0063 CONCHO VALLEY TAIP 0063-00-000-000-0000-11010 - CASH	78,034.15	0063	1,020.96	17,429.78	-16,408.82	61,625.33
TOTALS FOR FUND 0063 CONCHO VALLEY TAIP	78,034.15		1,020.96	17,429.78	-16,408.82	61,625.33
0064 CONCHO VALLEY DRUG COURT 0064-00-000-000-0000-11010 - CASH	29,843.54	0064	4,051.14	4,794.87	-743.73	29,099.81
TOTALS FOR FUND 0064 CONCHO VALLEY DRUG COURT	29,843.54		4,051.14	4,794.87	-743.73	29,099.81
0065 CSCD BASIC SUPERVISION 0065-00-000-000-0000-11010 - CASH	1,287,322.67	0065	124,052.17	167,454.58	-43,402.41	1,243,920.26



02/03/2021 08:45  
adam8298

TOM GREEN COUNTY  
ACCOUNT SUMMARY TRIAL BALANCE FOR FY21/JAN TO JAN  
FUND

P 7  
glatrbal

ACCOUNT ACCOUNT NAME	BEG. BALANCE	ORG	DEBITS	CREDITS	NET CHANGE	END BALANCE
TOTALS FOR FUND 0065 CSCD BASIC SUPERVISION	1,287,322.67		124,052.17	167,454.58	-43,402.41	1,243,920.26
0066 CRTM MALE CCF 0066-00-000-000-0000-11010 - CASH	1,059,576.65	0066	21,972.59	171,971.08	-149,998.49	909,578.16
TOTALS FOR FUND 0066 CRTM MALE CCF	1,059,576.65		21,972.59	171,971.08	-149,998.49	909,578.16
0069 SUBSTANCE ABUSE CASELOAD 0069-00-000-000-0000-11010 - CASH	49,462.40	0069	10.45	20,194.31	-20,183.86	29,278.54
TOTALS FOR FUND 0069 SUBSTANCE ABUSE CASELOAD	49,462.40		10.45	20,194.31	-20,183.86	29,278.54
0071 STATE & MUNICIPAL FEES 0071-00-000-000-0000-11010 - CASH	33,297.08	0071	18,673.92	16,394.20	2,279.72	35,576.80
TOTALS FOR FUND 0071 STATE & MUNICIPAL FEES	33,297.08		18,673.92	16,394.20	2,279.72	35,576.80
0072 CRIMINAL STATE FEES 0072-00-000-000-0000-11010 - CASH	327,469.24	0072	112,282.05	326,584.82	-214,302.77	113,166.47
TOTALS FOR FUND 0072 CRIMINAL STATE FEES	327,469.24		112,282.05	326,584.82	-214,302.77	113,166.47
0073 GRAFFITI ERADICATION 0073-00-000-000-0000-11010 - CASH	635.78	0073	.29	.00	.29	636.07
TOTALS FOR FUND 0073 GRAFFITI ERADICATION	635.78		.29	.00	.29	636.07
0077 UNCLAIMED PROPERTY FUND 0077-00-000-000-0000-11010 - CASH	19,994.00	0077	135.71	.00	135.71	20,129.71
TOTALS FOR FUND 0077 UNCLAIMED PROPERTY FUND	19,994.00		135.71	.00	135.71	20,129.71
0078 BAIL BOND COLLATERAL 0078-00-000-000-0000-11010 - CASH	.00	0078	.32	.32	.00	.00

02/03/2021 08:45  
adam8298

TOM GREEN COUNTY  
ACCOUNT SUMMARY TRIAL BALANCE FOR FY21/JAN TO JAN  
FUND

P 8  
glatrbal

ACCOUNT ACCOUNT NAME	BEG. BALANCE	ORG	DEBITS	CREDITS	NET CHANGE	END BALANCE
TOTALS FOR FUND 0078 BAIL BOND COLLATERAL	.00		.32	.32	.00	.00
0082 JUDICIAL EFFICIENCY 0082-00-000-000-0000-11010 - CASH	36,643.67	0082	2,264.40	106.64	2,157.76	38,801.43
TOTALS FOR FUND 0082 JUDICIAL EFFICIENCY	36,643.67		2,264.40	106.64	2,157.76	38,801.43
0089 COB INTEREST & SINKING 0089-00-000-000-0000-11010 - CASH	1,357,568.56	0089	2,875,350.63	3,550,207.85	-674,857.22	682,711.34
TOTALS FOR FUND 0089 COB INTEREST & SINKING	1,357,568.56		2,875,350.63	3,550,207.85	-674,857.22	682,711.34
0095 PAYROLL 0095-00-000-000-0000-11010 - CASH	4,717.34	0095	4,384,106.87	4,382,553.68	1,553.19	6,270.53
TOTALS FOR FUND 0095 PAYROLL	4,717.34		4,384,106.87	4,382,553.68	1,553.19	6,270.53
0097 SHERIFF LEOSE 0097-00-000-000-0000-11010 - CASH	30,259.01	0097	13.62	.00	13.62	30,272.63
TOTALS FOR FUND 0097 SHERIFF LEOSE	30,259.01		13.62	.00	13.62	30,272.63
0098 CHILD RESTRAINT STATE FEE 0098-00-000-000-0000-11010 - CASH	2,135.55	0098	1,134.04	1.49	1,132.55	3,268.10
TOTALS FOR FUND 0098 CHILD RESTRAINT STATE FEE	2,135.55		1,134.04	1.49	1,132.55	3,268.10
0100 COUNTY ATTORNEY LEOSE 0100-00-000-000-0000-11010 - CASH	563.49	0100	.24	.00	.24	563.73
TOTALS FOR FUND 0100 COUNTY ATTORNEY LEOSE	563.49		.24	.00	.24	563.73
0102 CONSTABLE #1 LEOSE 0102-00-000-000-0000-11010 - CASH	4,513.23	0102	2.03	.00	2.03	4,515.26

02/03/2021 08:45  
adam8298

TOM GREEN COUNTY  
ACCOUNT SUMMARY TRIAL BALANCE FOR FY21/JAN TO JAN  
FUND

P 9  
glatrbal

ACCOUNT ACCOUNT NAME	BEG. BALANCE	ORG	DEBITS	CREDITS	NET CHANGE	END BALANCE
TOTALS FOR FUND 0102 CONSTABLE #1 LEOSE	4,513.23		2.03	.00	2.03	4,515.26
0103 CONSTABLE #2 LEOSE 0103-00-000-000-0000-11010 - CASH	7,682.31	0103	3.47	.00	3.47	7,685.78
TOTALS FOR FUND 0103 CONSTABLE #2 LEOSE	7,682.31		3.47	.00	3.47	7,685.78
0104 CONSTABLE #3 LEOSE 0104-00-000-000-0000-11010 - CASH	3,786.55	0104	1.70	.00	1.70	3,788.25
TOTALS FOR FUND 0104 CONSTABLE #3 LEOSE	3,786.55		1.70	.00	1.70	3,788.25
0105 CONSTABLE #4 LEOSE 0105-00-000-000-0000-11010 - CASH	2,037.94	0105	.92	.00	.92	2,038.86
TOTALS FOR FUND 0105 CONSTABLE #4 LEOSE	2,037.94		.92	.00	.92	2,038.86
0109 MHI SPEC NEEDS OFFENDER 0109-00-000-000-0000-11010 - CASH	12,964.45	0109	5.29	5,848.99	-5,843.70	7,120.75
TOTALS FOR FUND 0109 MHI SPEC NEEDS OFFENDER	12,964.45		5.29	5,848.99	-5,843.70	7,120.75
0110 JUVENILE DEFERRED PROCESSING 0110-00-000-000-0000-11010 - CASH	40,123.69	0110	196.18	.00	196.18	40,319.87
TOTALS FOR FUND 0110 JUVENILE DEFERRED PROCESSING	40,123.69		196.18	.00	196.18	40,319.87
0111 EXCESS CONTRIBUTIONS 0111-00-000-000-0000-11010 - CASH	17,526.48	0111	7.46	.00	7.46	17,533.94
TOTALS FOR FUND 0111 EXCESS CONTRIBUTIONS	17,526.48		7.46	.00	7.46	17,533.94
0112 JUVENILE RESTITUTION 0112-00-000-000-0000-11010 - CASH	.85	0112	.08	.08	.00	.85



02/03/2021 08:45  
adam8298

TOM GREEN COUNTY  
ACCOUNT SUMMARY TRIAL BALANCE FOR FY21/JAN TO JAN  
FUND

P 10  
glatrbal

ACCOUNT ACCOUNT NAME	BEG. BALANCE	ORG	DEBITS	CREDITS	NET CHANGE	END BALANCE
TOTALS FOR FUND 0112 JUVENILE RESTITUTION	.85		.08	.08	.00	.85
0114 CHILD SAFETY FEE COUNTY SHARE 0114-00-000-000-0000-11010 - CASH	37,422.82	0114	1,670.80	.00	1,670.80	39,093.62
TOTALS FOR FUND 0114 CHILD SAFETY FEE COUNTY SHARE	37,422.82		1,670.80	.00	1,670.80	39,093.62
0116 CRTC FEMALE CCF 0116-00-000-000-0000-11010 - CASH	1,396,359.58	0116	12,213.81	199,263.36	-187,049.55	1,209,310.03
TOTALS FOR FUND 0116 CRTC FEMALE CCF	1,396,359.58		12,213.81	199,263.36	-187,049.55	1,209,310.03
0117 JUVENILE UNCLAIMED RESTITUTION 0117-00-000-000-0000-11010 - CASH	5,070.84	0117	2.36	.00	2.36	5,073.20
TOTALS FOR FUND 0117 JUVENILE UNCLAIMED RESTITUTION	5,070.84		2.36	.00	2.36	5,073.20
0120 2018 COB CAPITAL PROJECTS 0120-00-000-000-0000-11010 - CASH	17,361.69	0120	100,038.25	85,640.00	14,398.25	31,759.94
TOTALS FOR FUND 0120 2018 COB CAPITAL PROJECTS	17,361.69		100,038.25	85,640.00	14,398.25	31,759.94
0125 TGC BENEFITS TRUST 0125-00-000-000-0000-11010 - CASH	.00	0125	395,452.36	395,457.50	-5.14	-5.14
TOTALS FOR FUND 0125 TGC BENEFITS TRUST	.00		395,452.36	395,457.50	-5.14	-5.14
0150 COMMUNITY RE-ENRICHMENT WORK 0150-00-000-000-0000-11010 - CASH	22,477.64	0150	4,004.74	7,461.19	-3,456.45	19,021.19
TOTALS FOR FUND 0150 COMMUNITY RE-ENRICHMENT WORK	22,477.64		4,004.74	7,461.19	-3,456.45	19,021.19
0155 DOMESTIC VIOLENCE CASELOAD 0155-00-000-000-0000-11010 - CASH	23,006.94	0155	4.97	6,242.26	-6,237.29	16,769.65

02/03/2021 08:45  
adam8298

TOM GREEN COUNTY  
ACCOUNT SUMMARY TRIAL BALANCE FOR FY21/JAN TO JAN  
FUND

P 11  
glatrbal

ACCOUNT ACCOUNT NAME	BEG. BALANCE	ORG	DEBITS	CREDITS	NET CHANGE	END BALANCE
TOTALS FOR FUND 0155 DOMESTIC VIOLENCE CASELOAD	23,006.94		4.97	6,242.26	-6,237.29	16,769.65
0156 SEX OFFENDER COUNSELING 0156-00-000-000-0000-11010 - CASH	30,240.44	0156	2,081.88	9,203.15	-7,121.27	23,119.17
TOTALS FOR FUND 0156 SEX OFFENDER COUNSELING	30,240.44		2,081.88	9,203.15	-7,121.27	23,119.17
0157 PRETRIAL DIVERSION PROGRAM 0157-00-000-000-0000-11010 - CASH	36,654.85	0157	8.45	6,616.75	-6,608.30	30,046.55
TOTALS FOR FUND 0157 PRETRIAL DIVERSION PROGRAM	36,654.85		8.45	6,616.75	-6,608.30	30,046.55
0401 SHERIFF FORFEITURE 0401-00-000-000-0000-11010 - CASH	198,588.89	0401	80.67	64.98	15.69	198,604.58
TOTALS FOR FUND 0401 SHERIFF FORFEITURE	198,588.89		80.67	64.98	15.69	198,604.58
0500 STATE AID REGIONAL 0500-00-000-000-0000-11010 - CASH	.00	0500	113,956.66	113,956.66	.00	.00
TOTALS FOR FUND 0500 STATE AID REGIONAL	.00		113,956.66	113,956.66	.00	.00
0503 COMM CORRECTIONS LOCAL 0503-00-000-000-0000-11010 - CASH	93,245.03	0503	24,834.23	17,328.67	7,505.56	100,750.59
TOTALS FOR FUND 0503 COMM CORRECTIONS LOCAL	93,245.03		24,834.23	17,328.67	7,505.56	100,750.59
0504 TITLE IV E REGIONAL 0504-00-000-000-0000-11010 - CASH	154,342.70	0504	61.75	61.75	.00	154,342.70
TOTALS FOR FUND 0504 TITLE IV E REGIONAL	154,342.70		61.75	61.75	.00	154,342.70
0508 TYC REGIONAL 0508-00-000-000-0000-11010 - CASH	14,615.03	0508	5.92	5.92	.00	14,615.03

02/03/2021 08:45  
adam8298

TOM GREEN COUNTY  
ACCOUNT SUMMARY TRIAL BALANCE FOR FY21/JAN TO JAN  
FUND

P 12  
glatrbal

ACCOUNT ACCOUNT NAME	BEG. BALANCE	ORG	DEBITS	CREDITS	NET CHANGE	END BALANCE
TOTALS FOR FUND 0508 TYC REGIONAL	14,615.03		5.92	5.92	.00	14,615.03
0509 PRIOR YR INTEREST REGIONAL 0509-00-000-000-0000-11010 - CASH	11,752.86	0509	63.31	.00	63.31	11,816.17
TOTALS FOR FUND 0509 PRIOR YR INTEREST REGIONAL	11,752.86		63.31	.00	63.31	11,816.17
0517 TITLE IV E INT COKE 0517-00-000-000-0000-11010 - CASH	9,635.11	0517	61.75	.00	61.75	9,696.86
TOTALS FOR FUND 0517 TITLE IV E INT COKE	9,635.11		61.75	.00	61.75	9,696.86
0540 GRANT R; TGC; REG 0540-00-000-000-0000-11010 - CASH	.00	0540	.03	.03	.00	.00
TOTALS FOR FUND 0540 GRANT R; TGC; REG	.00		.03	.03	.00	.00
0541 TGC DIVERSION GRANT 0541-00-000-000-0000-11010 - CASH	-44,095.98	0541	.00	19,038.83	-19,038.83	-63,134.81
TOTALS FOR FUND 0541 TGC DIVERSION GRANT	-44,095.98		.00	19,038.83	-19,038.83	-63,134.81
0560 BASIC PROBATION SERVICES-REG 0560-00-000-000-0000-11010 - CASH	24,935.03	0560	9,485.23	18,595.70	-9,110.47	15,824.56
TOTALS FOR FUND 0560 BASIC PROBATION SERVICES-REG	24,935.03		9,485.23	18,595.70	-9,110.47	15,824.56
0561 COMMUNITY PROGRAMS-REGIONAL 0561-00-000-000-0000-11010 - CASH	8,093.98	0561	3,487.17	3,212.53	274.64	8,368.62
TOTALS FOR FUND 0561 COMMUNITY PROGRAMS-REGIONAL	8,093.98		3,487.17	3,212.53	274.64	8,368.62
0562 PRE & POST ADJUDICATION - REG 0562-00-000-000-0000-11010 - CASH	-2,927.97	0562	2,000.00	.00	2,000.00	-927.97



02/03/2021 08:45  
 adam8298

 TOM GREEN COUNTY  
 ACCOUNT SUMMARY TRIAL BALANCE FOR FY21/JAN TO JAN  
 FUND

 P 13  
 glatrbal

ACCOUNT ACCOUNT NAME	BEG. BALANCE	ORG	DEBITS	CREDITS	NET CHANGE	END BALANCE
TOTALS FOR FUND 0562 PRE & POST ADJUDICATION - REG	-2,927.97		2,000.00	.00	2,000.00	-927.97
0563 COMMITMENT DIVERSION - REG 0563-00-000-000-0000-11010 - CASH	2,381.00	0563	476.75	.75	476.00	2,857.00
TOTALS FOR FUND 0563 COMMITMENT DIVERSION - REG	2,381.00		476.75	.75	476.00	2,857.00
0564 MENTAL HEALTH SERVICES - REG 0564-00-000-000-0000-11010 - CASH	1,006.14	0564	909.38	842.35	67.03	1,073.17
TOTALS FOR FUND 0564 MENTAL HEALTH SERVICES - REG	1,006.14		909.38	842.35	67.03	1,073.17
0570 BASIC PROBATION SUPERVISION 0570-00-000-000-0000-11010 - CASH	15,421.71	0570	8,279.00	6,188.80	2,090.20	17,511.91
TOTALS FOR FUND 0570 BASIC PROBATION SUPERVISION	15,421.71		8,279.00	6,188.80	2,090.20	17,511.91
0571 COMMUNITY PROGRAMS 0571-00-000-000-0000-11010 - CASH	26,501.91	0571	17,787.57	17,030.38	757.19	27,259.10
TOTALS FOR FUND 0571 COMMUNITY PROGRAMS	26,501.91		17,787.57	17,030.38	757.19	27,259.10
0572 PRE & POST ADJUDICATION 0572-00-000-000-0000-11010 - CASH	148,361.92	0572	34,658.45	971.41	33,687.04	182,048.96
TOTALS FOR FUND 0572 PRE & POST ADJUDICATION	148,361.92		34,658.45	971.41	33,687.04	182,048.96
0573 COMMITMENT DIVERSION 0573-00-000-000-0000-11010 - CASH	7,405.00	0573	1,482.96	4,153.45	-2,670.49	4,734.51
TOTALS FOR FUND 0573 COMMITMENT DIVERSION	7,405.00		1,482.96	4,153.45	-2,670.49	4,734.51
0574 MENTAL HEALTH SERVICES 0574-00-000-000-0000-11010 - CASH	10,036.82	0574	4,814.26	3,541.28	1,272.98	11,309.80

02/03/2021 08:45  
adam8298

TOM GREEN COUNTY  
ACCOUNT SUMMARY TRIAL BALANCE FOR FY21/JAN TO JAN  
FUND

P 14  
|glatrbal

ACCOUNT ACCOUNT NAME	BEG. BALANCE	ORG	DEBITS	CREDITS	NET CHANGE	END BALANCE
TOTALS FOR FUND 0574 MENTAL HEALTH SERVICES	10,036.82		4,814.26	3,541.28	1,272.98	11,309.80
0582 TYC TGC PAROLE SERVICES 0582-00-000-000-0000-11010 - CASH	35,116.06	0582	2,399.98	153.46	2,246.52	37,362.58
TOTALS FOR FUND 0582 TYC TGC PAROLE SERVICES	35,116.06		2,399.98	153.46	2,246.52	37,362.58
0583 TITLE IV E TGC 0583-00-000-000-0000-11010 - CASH	1,231,786.57	0583	717.40	645.38	72.02	1,231,858.59
TOTALS FOR FUND 0583 TITLE IV E TGC	1,231,786.57		717.40	645.38	72.02	1,231,858.59
0595 SPECIAL NEEDS DIVERSIONARY PRM 0595-00-000-000-0000-11010 - CASH	2,908.98	0595	2,663.08	2,470.69	192.39	3,101.37
TOTALS FOR FUND 0595 SPECIAL NEEDS DIVERSIONARY PRM	2,908.98		2,663.08	2,470.69	192.39	3,101.37
0596 PIDPP - GRANT "S" 0596-00-000-000-0000-11010 - CASH	.00	0596	.18	.18	.00	.00
TOTALS FOR FUND 0596 PIDPP - GRANT "S"	.00		.18	.18	.00	.00
0597 TITLE IV E INT TGC 0597-00-000-000-0000-11010 - CASH	58,200.90	0597	489.88	.00	489.88	58,690.78
TOTALS FOR FUND 0597 TITLE IV E INT TGC	58,200.90		489.88	.00	489.88	58,690.78
0599 PRIOR YR INTEREST TGC 0599-00-000-000-0000-11010 - CASH	6,737.59	0599	77.26	.00	77.26	6,814.85
TOTALS FOR FUND 0599 PRIOR YR INTEREST TGC	6,737.59		77.26	.00	77.26	6,814.85
0600 REIM FOR MANDATED FUNDING 0600-00-000-000-0000-11010 - CASH	-5,443.79	0600	12,375.70	10,923.72	1,451.98	-3,991.81

02/03/2021 08:45  
adam8298

| TOM GREEN COUNTY  
| ACCOUNT SUMMARY TRIAL BALANCE FOR FY21/JAN TO JAN  
FUND

| P 15  
| glatrbal

ACCOUNT ACCOUNT NAME	BEG. BALANCE	ORG	DEBITS	CREDITS	NET CHANGE	END BALANCE
TOTALS FOR FUND 0600 REIM FOR MANDATED FUNDING	-5,443.79		12,375.70	10,923.72	1,451.98	-3,991.81
0613 DISTRICT ATTY GRANTS 0613-00-000-000-0000-11010 - CASH	-19,247.36	0613	3,689.27	6,564.43	-2,875.16	-22,122.52
TOTALS FOR FUND 0613 DISTRICT ATTY GRANTS	-19,247.36		3,689.27	6,564.43	-2,875.16	-22,122.52
0625 COUNTY ATTY GRANTS 0625-00-000-000-0000-11010 - CASH	-10,487.35	0625	5,487.97	3,247.46	2,240.51	-8,246.84
TOTALS FOR FUND 0625 COUNTY ATTY GRANTS	-10,487.35		5,487.97	3,247.46	2,240.51	-8,246.84
0654 SHERIFF GRANTS 0654-00-000-000-0000-11010 - CASH	-37,450.55	0654	2,273.52	3,257.89	-984.37	-38,434.92
TOTALS FOR FUND 0654 SHERIFF GRANTS	-37,450.55		2,273.52	3,257.89	-984.37	-38,434.92
0665 ADULT PROBATION GRANTS 0665-00-000-000-0000-11010 - CASH	-3,660.10	0665	.00	.00	.00	-3,660.10
TOTALS FOR FUND 0665 ADULT PROBATION GRANTS	-3,660.10		.00	.00	.00	-3,660.10
0699 BLOCK GRANTS 0699-00-000-000-0000-11010 - CASH	390,951.33	0699	7,821.70	3,884.43	3,937.27	394,888.60
TOTALS FOR FUND 0699 BLOCK GRANTS	390,951.33		7,821.70	3,884.43	3,937.27	394,888.60
REPORT TOTALS	15,838,801.58		31,654,738.26	28,625,682.60	3,029,055.66	18,867,857.24

\*\* END OF REPORT - Generated by ADAM NUNEZ \*\*



02/03/2021 08:46  
adam8298

TOM GREEN COUNTY  
ACCOUNT SUMMARY TRIAL BALANCE FOR FY21/JAN TO JAN  
FUND

P 1  
| glatrbal

ACCOUNT ACCOUNT NAME	BEG. BALANCE	ORG	DEBITS	CREDITS	NET CHANGE	END BALANCE
0001-00-000-000-0000-11513 - CERTIFICATE OF DEPOSITS	5,444,064.54	0001	3,740.48	945.72	2,794.76	5,446,859.30
0001-00-000-000-0000-11515 - TEXAS CLASS	10,876,873.23	0001	4,104,415.87	73.03	4,104,342.84	14,981,216.07
0001-00-000-000-0000-11517 - TEXPOOL INVESTMENTS	3,999,999.89	0001	2,000,833.67	.00	2,000,833.67	6,000,833.56
0001-00-000-000-0000-11518 - TEXPOOL PRIME INVESTMENTS	4,000,000.37	0001	2,001,296.56	.00	2,001,296.56	6,001,296.93
TOTALS FOR FUND 0001 GENERAL FUND	24,320,938.03		8,110,286.58	1,018.75	8,109,267.83	32,430,205.86
0078 BAIL BOND COLLATERAL 0078-00-000-000-0000-11513 - CERTIFICATE OF DEPOSITS	360,000.00	0078	.00	.00	.00	360,000.00
0078-00-000-000-0000-11515 -CLEAR TEXAS CLASS	150,000.00	0078	58.57	.00	58.57	150,058.57
0078-00-000-000-0000-11515 -JENKI TEXAS CLASS	10,000.00	0078	3.92	.00	3.92	10,003.92
0078-00-000-000-0000-11515 -QUICK TEXAS CLASS	27,000.00	0078	10.54	.00	10.54	27,010.54
TOTALS FOR FUND 0078 BAIL BOND COLLATERAL	547,000.00		73.03	.00	73.03	547,073.03
0120 2018 COB CAPITAL PROJECTS 0120-00-000-000-0000-11515 - TEXAS CLASS	2,392,492.41	0120	1,265.60	100,000.00	-98,734.40	2,293,758.01
TOTALS FOR FUND 0120 2018 COB CAPITAL PROJECTS	2,392,492.41		1,265.60	100,000.00	-98,734.40	2,293,758.01
REPORT TOTALS	27,260,430.44		8,111,625.21	101,018.75	8,010,606.46	35,271,036.90

\*\* END OF REPORT - Generated by ADAM NUNEZ \*\*

Interest Earned

Bank Service Charge

Credit Card Balance

Electronic Filing Balance

**Wells Fargo (Oper)****Texas Class (Annual Yield)**

Interest Earned (Posted)	Interest Rate (Posted)	Interest Variance (Posted)	Fiscal	Interest Earned	Interest Rate	Interest Variance
\$ 617.70	0.1600%		Oct-20	\$ 2,529.06	0.1771%	
\$ 728.75	0.1800%	0.0000%	Nov-20	\$ 1,818.23	0.1486%	-0.0285%
\$ 767.18	0.1600%	0.0000%	Dec-20	\$ 1,481.15	0.1398%	-0.0088%
\$ 956.46	0.1600%	0.0000%	Jan-21	\$ 1,754.56	0.1316%	-0.0082%
\$ -	0.0000%	0.0000%	Feb-21	\$ -	0.0000%	0.0000%
\$ -	0.0000%	0.0000%	Mar-21	\$ -	0.0000%	0.0000%
\$ -	0.0000%	0.0000%	Apr-21	\$ -	0.0000%	0.0000%
\$ -	0.0000%	0.0000%	May-21	\$ -	0.0000%	0.0000%
\$ -	0.0000%	0.0000%	Jun-21	\$ -	0.0000%	0.0000%
\$ -	0.0000%	0.0000%	Jul-21	\$ -	0.0000%	0.0000%
\$ -	0.0000%	0.0000%	Aug-21	\$ -	0.0000%	0.0000%
\$ -	0.0000%	0.0000%	Sep-21	\$ -	0.0000%	0.0000%
\$ 3,070.09	0.0533%		TTD	\$ 7,363.00	0.0498%	

\* Wells Fargo Interest is only for the OPER Account - the Munis detail will include all bank accounts

**Texpool (Avg Monthly Rate)****Texpool Prime (Avg Mthly Rate)**

Interest Earned	Interest Rate	Interest Variance	Fiscal	Interest Earned	Interest Rate	Interest Variance
\$ 321.72	0.1335%		Oct-20	\$ 555.96	0.2281%	
\$ 287.19	0.1231%	-0.0104%	Nov-20	\$ 383.38	0.1625%	-0.0656%
\$ 224.76	0.0909%	-0.0322%	Dec-20	\$ 357.22	0.1431%	-0.0194%
\$ 343.31	0.0793%	-0.0116%	Jan-21	\$ 519.75	0.1192%	-0.0239%
\$ -	0.0000%	0.0000%	Feb-21	\$ -	0.0000%	0.0000%
\$ -	0.0000%	0.0000%	Mar-21	\$ -	0.0000%	0.0000%
\$ -	0.0000%	0.0000%	Apr-21	\$ -	0.0000%	0.0000%
\$ -	0.0000%	0.0000%	May-21	\$ -	0.0000%	0.0000%
\$ -	0.0000%	0.0000%	Jun-21	\$ -	0.0000%	0.0000%
\$ -	0.0000%	0.0000%	Jul-21	\$ -	0.0000%	0.0000%
\$ -	0.0000%	0.0000%	Aug-21	\$ -	0.0000%	0.0000%
\$ -	0.0000%	0.0000%	Sep-21	\$ -	0.0000%	0.0000%
\$ 1,176.98	0.0356%		TTD	\$ 1,816.31	0.0544%	

This report includes interest for the following months (FY21):

October 2020  
 November 2020  
 December 2020  
 January 2021



FROM 2021 01 TO 2021 13

	ORIGINAL APPROP	TRANFRS/ ADJSTMTS	REVISED BUDGET	ACTUALS	ENCUMBRANCES	AVAILABLE BUDGET	PCT USED
43701 DEPOSITORY INTEREST	15,200	0	15,200	8,950.74	.00	6,249.26	58.9%
TOTAL REVENUES	15,200	0	15,200	8,950.74	.00	6,249.26	
43702 TX CLASS ASSET SECURITY INT	0	0	0	.00	.00	.00	.0%
43703 CERTIFICATE OF DEPOSIT INTERES	100,000	0	100,000	14,538.44	.00	85,461.56	14.5%
TOTAL REVENUES	100,000	0	100,000	14,538.44	.00	85,461.56	
43705 TEXAS CLASS INTEREST	197,500	0	197,500	7,363.00	.00	190,137.00	3.7%
TOTAL REVENUES	197,500	0	197,500	7,363.00	.00	190,137.00	
43707 TEXPOOL INTEREST	30,000	0	30,000	1,176.98	.00	28,823.02	3.9%
TOTAL REVENUES	30,000	0	30,000	1,176.98	.00	28,823.02	
43708 TEXPOOL PRIME INTEREST	40,000	0	40,000	1,816.31	.00	38,183.69	4.5%
TOTAL REVENUES	40,000	0	40,000	1,816.31	.00	38,183.69	
43711 GAIN ON INVESTMENT	0	0	0	.00	.00	.00	.0%
43712 MINERAL INTEREST	500	0	500	.00	.00	500.00	.0%
TOTAL REVENUES	500	0	500	.00	.00	500.00	
GRAND TOTAL	383,200	0	383,200	33,845.47	.00	349,354.53	8.8%

This report includes interest for the following months (FY21):

- October 2020
- November 2020
- December 2020
- January 2021

02/10/2021  
08:59:05

TOM GREEN COUNTY  
BANK SERVICE CHARGE

FROM 2021 01 TO 2021 13

	ORIGINAL APPROP	TRANFRS/ ADJSTMTS	REVISED BUDGET	ACTUALS	ENCUMBRANCES	AVAILABLE BUDGET	PCT USED
70444 BANK SVC CHARGES	35,000	0	35,000	16,396.33	.00	18,603.67	46.8%
TOTAL EXPENSES	35,000	0	35,000	16,396.33	.00	18,603.67	
GRAND TOTAL	35,000	0	35,000	16,396.33	.00	18,603.67	46.8%

02/03/2021 08:48  
adam8298

TOM GREEN COUNTY  
ACCOUNT SUMMARY TRIAL BALANCE FOR FY21/JAN TO JAN  
FUND

P 1  
|glatrbal

ACCOUNT ACCOUNT NAME	BEG. BALANCE	ORG	DEBITS	CREDITS	NET CHANGE	END BALANCE
0001-00-000-000-0000-11703 - COUNTY CLERK CREDIT CARD	3,232.45	0001	32,012.00	31,882.00	130.00	3,362.45
0001-00-000-000-0000-11714 - DISTRICT CLERK CREDIT CARD	792.88	0001	10,907.00	9,949.00	958.00	1,750.88
0001-00-000-000-0000-11715 - JP1 CREDIT CARD CLEARING ACCT	1,262.90	0001	14,514.93	12,657.00	1,857.93	3,120.83
0001-00-000-000-0000-11716 - JP2 CREDIT CARD CLEARING ACCT	6,756.10	0001	106,339.20	102,182.00	4,157.20	10,913.30
0001-00-000-000-0000-11717 - JP3 CREDIT CARD CLEARING ACCT	1,611.33	0001	32,533.67	31,645.00	888.67	2,500.00
0001-00-000-000-0000-11718 - JP4 CREDIT CARD CLEARING ACCT	1,885.04	0001	9,617.80	10,421.00	-803.20	1,081.84
0001-00-000-000-0000-11723 - COUNTY CLERK EFILE ACCOUNT	3,083.00	0001	23,218.00	25,394.00	-2,176.00	907.00
0001-00-000-000-0000-11724 - DISTRICT CLERK EFILE ACCOUNT	1,556.00	0001	19,949.00	17,827.00	2,122.00	3,678.00
0001-00-000-000-0000-11725 - JP#1 EFILE ACCOUNT	5.00	0001	.00	.00	.00	5.00
0001-00-000-000-0000-11726 - JP#2 EFILE ACCOUNT	5.00	0001	.00	.00	.00	5.00
0001-00-000-000-0000-11727 - JP#3 EFILE ACCOUNT	5.00	0001	.00	.00	.00	5.00
0001-00-000-000-0000-11728 - JP#4 EFILE ACCOUNT	373.00	0001	1,063.00	1,339.00	-276.00	97.00
0001-00-000-000-0000-11750 - ACH/WIRE BANK ACCOUNT IRS	5.00	0001	186.00	186.00	.00	5.00
0001-00-000-000-0000-11780 - LIBRARY CREDIT CARD CLEARING	368.94	0001	2,359.70	2,447.38	-87.68	281.26
0001-01-000-036-0000-11733 - RESEARCH TX CLEARING - CC	5.00	00010360	5.00	5.00	.00	5.00
0001-01-000-036-0000-11734 - RESEARCH TX CLEARING - DC	5.00	00010360	3.30	3.30	.00	5.00
TOTALS FOR FUND 0001 GENERAL FUND	20,951.64		252,708.60	245,937.68	6,770.92	27,722.56
REPORT TOTALS	20,951.64		252,708.60	245,937.68	6,770.92	27,722.56

\*\* END OF REPORT - Generated by ADAM NUNEZ \*\*



# Bond Indebtedness

# TOM GREEN COUNTY INDEBTEDNESS

## January 2021 Ending Balance

### FUND 087 TAX NOTES SERIES 2009

#### TAX NOTES, SERIES 2009

2.4970300% (Net Eff Int Rate - Texas Vernon's)

ORIGINAL DEBT ISSUED \$8,350,000.00

# TOM GREEN COUNTY INDEBTEDNESS

## 15 Certificate of Obligation

### FUND 089 CERTIFICATE OF OBLIGATION SERIES 2015

3.54075300% (Net Eff Int Rate - Texas Vernon's)

ORIGINAL DEBT ISSUED \$50,000,000.00

PREVIOUS BALANCE OUTSTANDING	PRINCIPAL PAYMENT DUE	CURRENT BALANCE OUTSTANDING	SCHEDULED DUE DATE	
50,000,000.00	\$0.00	50,000,000.00	01-Feb-16	
50,000,000.00	\$0.00	50,000,000.00	01-Feb-17	
50,000,000.00	\$1,365,000.00	48,635,000.00	01-Feb-18	<u>PAID</u>
48,635,000.00	\$1,525,000.00	47,110,000.00	01-Feb-19	<u>PAID</u>
47,110,000.00	\$1,605,000.00	45,505,000.00	01-Feb-20	<u>PAID</u>
45,505,000.00	\$1,690,000.00	43,815,000.00	01-Feb-21	<u>PAID</u>
43,815,000.00	\$1,775,000.00	42,040,000.00	01-Feb-22	
42,040,000.00	\$1,865,000.00	40,175,000.00	01-Feb-23	
40,175,000.00	\$1,940,000.00	38,235,000.00	01-Feb-24	
38,235,000.00	\$2,020,000.00	36,215,000.00	01-Feb-25	
36,215,000.00	\$2,125,000.00	34,090,000.00	01-Feb-26	
34,090,000.00	\$2,235,000.00	31,855,000.00	01-Feb-27	
31,855,000.00	\$2,325,000.00	29,530,000.00	01-Feb-28	
29,530,000.00	\$2,420,000.00	27,110,000.00	01-Feb-29	
27,110,000.00	\$2,520,000.00	24,590,000.00	01-Feb-30	
24,590,000.00	\$2,630,000.00	21,960,000.00	01-Feb-31	
21,960,000.00	\$2,765,000.00	19,195,000.00	01-Feb-32	
19,195,000.00	\$2,880,000.00	16,315,000.00	01-Feb-33	
16,315,000.00	\$2,995,000.00	13,320,000.00	01-Feb-34	
13,320,000.00	\$3,130,000.00	10,190,000.00	01-Feb-35	
10,190,000.00	\$3,270,000.00	6,920,000.00	01-Feb-36	
6,920,000.00	\$3,395,000.00	3,525,000.00	01-Feb-37	
3,525,000.00	\$3,525,000.00	0.00	01-Feb-38	

\* PRINCIPAL PAYMENTS DUE ANNUALLY ON THE 1st DAY OF FEBRUARY ACTUALLY PAID EVERY JANUARY

\*\* INTEREST PAYMENTS ARE DUE SEMI-ANNUALLY ON THE 1st DAY OF FEBRUARY AND AUGUST

# TOM GREEN COUNTY INDEBTEDNESS

## January 2021 Ending Balance

### FUND 081 COMBINATION TAX & LIMITED SURPLUS REVENUE CERTIFICATES OF OBLIGATION ,SERIES 2017

Cusip Prefix 889642

PREVIOUS BALANCE OUTSTANDING	PRINCIPAL PAYMENT DUE	CURRENT BALANCE OUTSTANDING	SCHEDULED DUE DATE
9,515,000.00	\$0.00	9,515,000.00	01-Feb-17
9,515,000.00	\$170,000.00	9,345,000.00	01-Feb-18 GJ7 <u>PAID</u>
9,345,000.00	\$305,000.00	9,040,000.00	01-Feb-19 GK4 <u>PAID</u>
9,040,000.00	\$310,000.00	8,730,000.00	01-Feb-20 GL2 <u>PAID</u>
8,730,000.00	\$345,000.00	8,385,000.00	01-Feb-21 GM0 <u>PAID</u>
8,385,000.00	\$355,000.00	8,030,000.00	01-Feb-22 GN8
8,030,000.00	\$365,000.00	7,665,000.00	01-Feb-23 GP3
7,665,000.00	\$380,000.00	7,285,000.00	01-Feb-24 GQ1
7,285,000.00	\$395,000.00	6,890,000.00	01-Feb-25 GR9
6,890,000.00	\$415,000.00	6,475,000.00	01-Feb-26 GS7
6,475,000.00	\$430,000.00	6,045,000.00	01-Feb-27 GT5
6,045,000.00	\$445,000.00	5,600,000.00	01-Feb-28 GU2
5,600,000.00	\$500,000.00	5,100,000.00	01-Feb-29 GV0
5,100,000.00	\$510,000.00	4,590,000.00	01-Feb-30 GV0
4,590,000.00	\$525,000.00	4,065,000.00	01-Feb-31 GV0
4,065,000.00	\$540,000.00	3,525,000.00	01-Feb-32 GV0
3,525,000.00	\$555,000.00	2,970,000.00	01-Feb-33 GV0
2,970,000.00	\$570,000.00	2,400,000.00	01-Feb-34 GV0
2,400,000.00	\$585,000.00	1,815,000.00	01-Feb-35 GV0
1,815,000.00	\$600,000.00	1,215,000.00	01-Feb-36 GV0
1,215,000.00	\$615,000.00	600,000.00	01-Feb-37 GV0
600,000.00	\$600,000.00	0.00	01-Feb-38 GW8



# TOM GREEN COUNTY INDEBTEDNESS

## January 2021 Ending Balance

### FUND 080 COMBINATION TAX & LIMITED SURPLUS REVENUE CERTIFICATES OF OBLIGATION, SERIES 2018

Cusip NO. Prefix: 889642

MATURITY SCHEDULE  
\$7,960,000

\$4,670,000 Serial Certificates

PREVIOUS BALANCE OUTSTANDING	PRINCIPAL AMOUNT DUE	CURRENT BALANCE OUTSTANDING	SCHEDULED DUE DATE	
7,960,000.00	\$0.00	\$7,960,000.00	1-Feb-18	
7,960,000.00	\$160,000.00	\$7,800,000.00	1-Feb-19	GX6 <b>PAID</b>
7,800,000.00	\$250,000.00	\$7,550,000.00	1-Feb-20	GY4 <b>PAID</b>
7,550,000.00	\$265,000.00	\$7,285,000.00	1-Feb-21	GZ1 <b>PAID</b>
7,285,000.00	\$275,000.00	\$7,010,000.00	1-Feb-22	HA5
7,010,000.00	\$290,000.00	\$6,720,000.00	1-Feb-23	HB3
6,720,000.00	\$305,000.00	\$6,415,000.00	1-Feb-24	HC1
6,415,000.00	\$320,000.00	\$6,095,000.00	1-Feb-25	HD9
6,095,000.00	\$340,000.00	\$5,755,000.00	1-Feb-26	HE7
5,755,000.00	\$355,000.00	\$5,400,000.00	1-Feb-27	HF4
5,400,000.00	\$375,000.00	\$5,025,000.00	1-Feb-28	HG2
5,025,000.00	\$390,000.00	\$4,635,000.00	1-Feb-29	HH0
4,635,000.00	\$400,000.00	\$4,235,000.00	1-Feb-30	HJ6
4,235,000.00	\$415,000.00	\$3,820,000.00	1-Feb-31	HK3
3,820,000.00	\$430,000.00	\$3,390,000.00	1-Feb-32	HK3
3,390,000.00	\$445,000.00	\$2,945,000.00	1-Feb-33	HK3
2,945,000.00	\$455,000.00	\$2,490,000.00	1-Feb-34	HK3
2,490,000.00	\$470,000.00	\$2,020,000.00	1-Feb-35	HK3
2,020,000.00	\$480,000.00	\$1,540,000.00	1-Feb-36	HK3
1,540,000.00	\$500,000.00	\$1,040,000.00	1-Feb-37	HK3
1,040,000.00	\$510,000.00	\$530,000.00	1-Feb-38	HK3
530,000.00	\$530,000.00	\$0.00	1-Feb-39	HM9

# Bank Collateral

LGC Sec. 116.084. INADEQUATE SECURITY. If for any reason the county funds on deposit with the county depository exceed the amount of security pledged, the depository shall immediately pledge additional security with the commissioners court.

Acts 1987, 70th Leg., ch. 149, Sec. 1, eff. Sept. 1, 1987.



Public Funds Collateral Management Team  
 333 Market St 4th Floor  
 San Francisco, CA 94105-2100  
 Phone: 1-877-479-6603  
 publicfundscollateral@wellsfargo.com

# PUBLIC FUNDS

STATEMENT PERIOD  
 01/01/2021 - 01/31/2021

XNPBFMDTDL 1 000116



TOM GREEN COUNTY  
 DIANNA SPIEKER  
 112 W BEAUREGARD AVE  
 COUNTY TREASURER  
 SAN ANGELO, TX 76903-5835

\* Direct Deposit of \$4 million was received on 1/11/2021 without notification from the Tom Green County Tax Appraisal Office

## DAILY COLLATERAL REPORT

Date	Deposit Total	FDIC Insurance	Total Deposits Requiring Collateral	Collateral Value	Required Collateral Level	Collateral Value vs. Required Collateral
01/01/2021	20,127,696.33	1,500,000.00	18,627,696.33	30,675,810.89	20,490,465.96	10,185,344.93
01/02/2021	20,127,696.33	1,500,000.00	18,627,696.33	30,675,810.89	20,490,465.96	10,185,344.93
01/03/2021	20,127,696.33	1,500,000.00	18,627,696.33	30,675,810.89	20,490,465.96	10,185,344.93
01/04/2021	20,107,081.02	1,500,000.00	18,607,081.02	30,716,671.80	20,467,789.12	10,248,882.68
01/05/2021	22,061,444.99	1,500,000.00	20,561,444.99	30,706,197.61	22,617,589.49	8,088,608.12
01/06/2021	22,199,495.09	1,500,000.00	20,699,495.09	30,693,536.31	22,769,444.60	7,924,091.71
01/07/2021	23,854,200.50	1,500,000.00	22,354,200.50	30,689,873.47	24,589,620.55	6,100,252.92
01/08/2021	24,652,806.44	1,500,000.00	23,152,806.44	29,784,051.14	25,468,087.08	4,315,964.06
01/09/2021	24,652,806.44	1,500,000.00	23,152,806.44	29,784,051.14	25,468,087.08	4,315,964.06
01/10/2021	24,652,806.44	1,500,000.00	23,152,806.44	29,784,051.14	25,468,087.08	4,315,964.06
01/11/2021	29,513,582.27	1,500,000.00	28,013,582.27	29,757,487.17	30,814,940.50	(1,057,453.33)*
01/12/2021	23,595,901.57	1,500,000.00	22,095,901.57	32,232,712.33	24,305,491.73	7,927,220.60
01/13/2021	27,269,665.17	1,500,000.00	25,769,665.17	32,258,633.43	28,346,631.69	3,912,001.74
01/14/2021	27,242,719.51	1,500,000.00	25,742,719.51	32,275,415.29	28,316,991.46	3,958,423.83
01/15/2021	24,149,085.10	1,500,000.00	22,649,085.10	32,301,462.88	24,913,993.61	7,387,469.27
01/16/2021	24,149,085.10	1,500,000.00	22,649,085.10	32,301,462.88	24,913,993.61	7,387,469.27
01/17/2021	24,149,085.10	1,500,000.00	22,649,085.10	32,301,462.88	24,913,993.61	7,387,469.27
01/18/2021	24,149,085.10	1,500,000.00	22,649,085.10	32,301,462.88	24,913,993.61	7,387,469.27
01/19/2021	23,774,647.42	1,500,000.00	22,274,647.42	32,291,251.65	24,502,112.16	7,789,139.49
01/20/2021	24,104,011.05	1,500,000.00	22,604,011.05	32,304,390.83	24,864,412.16	7,439,978.68
01/21/2021	26,462,665.73	1,500,000.00	24,962,665.73	32,306,567.31	27,458,932.30	4,847,635.01
01/22/2021	22,799,104.77	1,500,000.00	21,299,104.77	32,311,620.13	23,429,015.25	8,882,604.88
01/23/2021	22,799,104.77	1,500,000.00	21,299,104.77	32,311,620.13	23,429,015.25	8,882,604.88
01/24/2021	22,799,104.77	1,500,000.00	21,299,104.77	32,311,620.13	23,429,015.25	8,882,604.88
01/25/2021	22,726,817.95	1,500,000.00	21,226,817.95	32,309,295.28	23,349,499.75	8,959,795.54
01/26/2021	22,899,678.12	1,500,000.00	21,399,678.12	32,320,650.39	23,539,645.93	8,781,004.46
01/27/2021	22,862,769.33	1,500,000.00	21,362,769.33	32,351,592.28	23,499,046.26	8,852,546.02
01/28/2021	25,389,602.20	1,500,000.00	23,889,602.20	32,436,495.30	26,278,562.42	6,157,932.88
01/29/2021	23,861,440.72	1,500,000.00	22,361,440.72	32,364,764.28	24,597,584.79	7,767,179.49
01/30/2021	23,861,440.72	1,500,000.00	22,361,440.72	32,364,764.28	24,597,584.79	7,767,179.49
01/31/2021	23,861,440.72	1,500,000.00	22,361,440.72	32,432,965.19	24,597,584.79	7,835,380.40

XNPBFMDTDL 000116 NNNNNNNNNNNN NNN NNN 001 002 000433 21817411.1





Public Funds Collateral Management Team  
 333 Market St 4th Floor  
 San Francisco, CA 94105-2100  
 Phone: 1-877-479-6603  
 publicfundscollateral@wellsfargo.com

**WELLS FARGO BANK, N.A.**  
**PUBLIC FUNDS COLLATERAL MANAGEMENT TEAM**  
**COLLATERAL ANALYSIS**

TOM GREEN COUNTY  
 DIANNA SPIEKER  
 112 W BEAUREGARD AVE  
 COUNTY TREASURER  
 SAN ANGELO, TX 76903-5835

**DATE COMPLETED:** February 05, 2021  
**CONTRA NUMBER:** PL-0001971  
**COLLATERAL WHEREHELD:** Bank of New York Mellon

**COLLATERAL ANALYSIS AS OF:** January 31, 2021  
**COLLATERAL ACCOUNT NUMBER:** WUB512

CUSIP	Description	CPN	Maturity Date	Original Face	Current Par	Market Value	Collateral Value
3138M8J53	FN AP4783 3.000% 09/01/2042	3.00	9/1/2042	60,060,746.00	20,742,085.54	22,292,638.15	22,292,638.15
3140KFGH2	FN BP7399 2.000% 10/01/2050	2.00	10/1/2050	9,984,532.00	9,807,418.18	10,140,327.04	10,140,327.04
<b>Total for Collateral Account Number: WUB512</b>				<b>\$70,045,278.00</b>	<b>\$30,549,503.72</b>	<b>\$32,432,965.19</b>	<b>\$32,432,965.19</b>
<b>Total for PL-0001971 :</b>				<b>\$70,045,278.00</b>	<b>\$30,549,503.72</b>	<b>\$32,432,965.19</b>	<b>\$32,432,965.19</b>

XNPFM/DL 000116 NNNNNNNNNNNNNNNNN 002 002 000435 2:1817411.1